



# Monthly Newsletter: February 2024

## ANNOUNCEMENTS

**We welcome the following entities who have joined both TexPool and TexPool Prime in January 2024:**

- City of Port Neches
- City of Pineland
- Deep East Texas Council of Governments
- Rancho del Cielo Municipal Utility District
- Town of Copper Canyon
- San Patricio County Groundwater Conservation District
- Memorial Point Utility District
- Freeport Economic Development Corporation
- Nocona Independent School District
- City of Danbury
- Roscoe Collegiate ISD
- Bexar Metro 911 Network District

### Upcoming Events

- February 19, 2024  
**Texas Association of School Business Officials (TASBO) Annual Conference**  
Houston, TX
- February 22 2024  
**SAFE-D 2024 Annual Conference**  
Irving, TX
- February 25 2024  
**Government Treasurers' Organization of Texas (GTOT) Winter Seminar**  
San Antonio, TX

### TexPool Advisory Board Members

- |                    |                 |
|--------------------|-----------------|
| Patrick Krishock   | David Landeros  |
| Belinda Weaver     | Sharon Matthews |
| Deborah Laudermilk | David Garcia    |
| Valarie Van Vlack  | Dina Edgar      |

Overseen by the State of Texas Comptroller of Public Accounts Glenn Hegar

Operated under the supervision of the Texas Treasury Safekeeping Trust Company

*\*Please be advised that there was an update to TexPool Prime's Portfolio Composition section of the mailed version of the "Monthly Newsletter: January 2024." The updated percentages for Commercial Paper and Variable Rate Notes are reflected on the online version of the newsletter.*

## Economic and Market Commentary: Sun setting on the tightening cycle

February 1, 2024

A busy month of news pertaining to the liquidity markets ended on a high note when the Federal Reserve maintained the target fed funds rate at 5.25-5.50% and pushed the probable first rate hike to late spring at the earliest.

### Degrees of confidence

Fed Chair Jerome Powell returned to the word "confidence" many times in his post-FOMC meeting press conference. He said the Fed has much confidence in the authenticity of inflation's downward trajectory over the last six months, but needs more. Not sure two months will make that much of a difference, but this stance allows policymakers to sneak in a few more months of "higher for longer." Think of it as an "insurance pause" lest inflation hover at present levels for a few readings. While the phrase "reduce the target range" appeared amid the extensive changes to the FOMC statement, Powell slammed the door on any chance of easing in March, saying it is not the "base case."

His pronouncement means March will be a busy meeting, as Powell revealed the future of QT will also be discussed at length. While Powell characterized it as working well, he acknowledged hearing market rumblings about how the reduction of the Fed's balance sheet might soon negatively impact liquidity in the Treasury market. This doesn't mean the Fed will adjust the amount of the security roll-off immediately, but certainly suggests trimming it

*(continued page 6)*

### Performance as of January 31, 2024

	TexPool	TexPool Prime
Current Invested Balance	\$35,746,685,549	\$14,799,102,482
Weighted Average Maturity**	30 Days	33 Days
Weighted Average Life**	85 Days	65 Days
Net Asset Value	1.00001	1.00030
Total Number of Participants	2,836	554
Management Fee on Invested Balance	0.0450%	0.0550%
Interest Distributed	\$153,021,026.74	\$66,285,607.31
Management Fee Collected	\$1,135,045.46	\$576,472.18
Standard & Poor's Current Rating	AAAm	AAAm

### Month Averages

Average Invested Balance	\$33,731,090,799	\$14,066,640,689
Average Monthly Rate*	5.35%	5.55%
Average Weighted Average Maturity**	35	37
Average Weighted Average Life**	88	69

*\*This average monthly rate for TexPool Prime for each date may reflect a waiver of some portion or all of each of the management fees.*

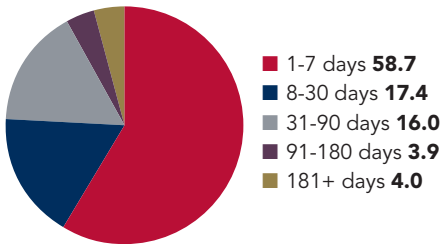
*\*\*See page 2 for definitions.*

*Past performance is no guarantee of future results.*



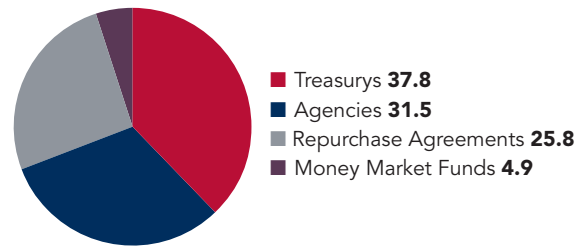
## Portfolio by Maturity (%)

As of January 31, 2024



## Portfolio by Type of Investment (%)

As of January 31, 2024



### Portfolio Asset Summary as of January 31, 2024

	Book Value	Market Value
Uninvested Balance	\$575.99	\$575.99
Receivable for Investments Sold	0.00	0.00
Accrual of Interest Income	92,917,497.56	92,917,497.56
Interest and Management Fees Payable	-153,033,742.88	-153,033,742.88
Payable for Investments Purchased	-2,333,839,999.93	-2,333,839,999.93
Accrued Expenses & Taxes	-40,324.24	-40,324.24
Repurchase Agreements	9,839,096,000.00	9,839,096,000.00
Mutual Fund Investments	1,867,085,200.00	1,867,085,200.00
Government Securities	12,001,977,179.32	12,001,905,712.65
US Treasury Bills	12,757,923,503.73	12,758,796,003.23
US Treasury Notes	1,674,599,659.68	1,674,261,939.85
<b>Total</b>	<b>\$35,746,685,549.23</b>	<b>\$35,747,148,862.23</b>

Market value of collateral supporting the Repurchase Agreements is at least 102% of the Book Value. The portfolio is managed by Federated Investment Counseling and the assets are safe kept in a separate custodial account at State Street Bank in the name of TexPool. The only source of payment to the Participants is the assets of TexPool. There is no secondary source of payment for the pool such as insurance or State guarantee. Should you require a copy of the portfolio, please contact TexPool Participant Services.

### Participant Summary

	Number of Participants	Balance
School District	622	\$12,386,723,400.71
Higher Education	60	\$1,557,003,793.65
County	198	\$4,367,097,972.43
Healthcare	93	\$1,854,974,596.07
Utility District	925	\$4,998,920,037.61
City	504	\$8,842,120,785.79
Emergency Districts	106	\$409,141,829.87
Economic Development Districts	90	\$194,795,317.74
Other	238	\$1,135,532,694.38

#### \*\*Definition of Weighted Average Maturity and Weighted Average Life

WAM is the mean average of the periods of time remaining until the securities held in TexPool (a) are scheduled to be repaid, (b) would be repaid upon a demand by TexPool, or (c) are scheduled to have their interest rate readjusted to reflect current market rates. Securities with adjustable rates payable upon demand are treated as maturing on the earlier of the two dates set forth in (b) and (c) if their scheduled maturity is 397 days or less; and the later of the two dates set forth in (b) and (c) if their scheduled maturity is more than 397 days. The mean is weighted based on the percentage of the amortized cost of the portfolio invested in each period.

WAL is calculated in the same manner as WAM, but is based solely on the periods of time remaining until the securities held in TexPool (a) are scheduled to be repaid or (b) would be repaid upon a demand by TexPool, without reference to when interest rates of securities within TexPool are scheduled to be readjusted.



## Daily Summary

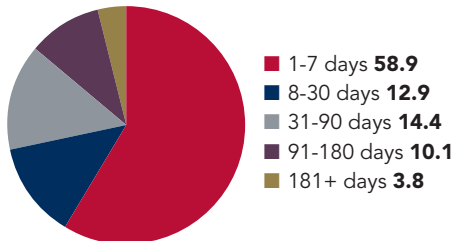
Date	Money Mkt. Fund Equiv. (SEC Std.)	Dividend Factor	TexPool Invested Balance	NAV	WAM Days	WAL Days
1/1	5.3836%	0.000147495	\$31,950,119,975.73	1.00000	38	92
1/2	5.3189%	0.000145722	\$32,690,577,370.21	0.99996	36	89
1/3	5.3559%	0.000146738	\$32,657,265,704.08	0.99997	37	87
1/4	5.3552%	0.000146717	\$33,079,290,489.26	0.99998	37	91
1/5	5.3438%	0.000146406	\$32,850,560,493.26	0.99996	38	92
1/6	5.3438%	0.000146406	\$32,850,560,493.26	0.99996	38	92
1/7	5.3438%	0.000146406	\$32,850,560,493.26	0.99996	38	92
1/8	5.3426%	0.000146373	\$32,930,306,150.11	0.99999	36	90
1/9	5.3418%	0.000146351	\$33,021,978,784.23	0.99998	37	92
1/10	5.3444%	0.000146422	\$33,047,270,457.24	0.99999	36	91
1/11	5.3433%	0.000146393	\$33,145,339,985.89	0.99997	36	90
1/12	5.3435%	0.000146397	\$33,301,489,601.12	0.99996	36	89
1/13	5.3435%	0.000146397	\$33,301,489,601.12	0.99996	36	89
1/14	5.3435%	0.000146397	\$33,301,489,601.12	0.99996	36	89
1/15	5.3435%	0.000146397	\$33,301,489,601.12	0.99996	36	89
1/16	5.3249%	0.000145887	\$33,729,542,262.73	0.99998	33	85
1/17	5.3467%	0.000146485	\$33,519,849,035.05	0.99997	35	86
1/18	5.3473%	0.000146502	\$33,595,550,559.89	0.99995	36	86
1/19	5.3446%	0.000146428	\$33,814,516,412.70	0.99993	35	85
1/20	5.3446%	0.000146428	\$33,814,516,412.70	0.99993	35	85
1/21	5.3446%	0.000146428	\$33,814,516,412.70	0.99993	35	85
1/22	5.3432%	0.000146388	\$34,071,458,154.06	0.99996	33	87
1/23	5.3459%	0.000146462	\$34,208,402,152.87	0.99997	35	91
1/24	5.3456%	0.000146455	\$34,289,851,806.13	0.99999	35	91
1/25	5.3457%	0.000146457	\$34,605,092,778.11	1.00000	34	89
1/26	5.3474%	0.000146505	\$34,900,037,119.50	0.99997	34	88
1/27	5.3474%	0.000146505	\$34,900,037,119.50	0.99997	34	88
1/28	5.3474%	0.000146505	\$34,900,037,119.50	0.99997	34	88
1/29	5.3470%	0.000146492	\$35,670,747,229.07	0.99999	31	84
1/30	5.3450%	0.000146439	\$35,803,185,858.58	0.99998	31	83
1/31	5.3508%	0.000146596	\$35,746,685,549.23	1.00001	30	85
<b>Average:</b>	<b>5.3455%</b>	<b>0.000146451</b>	<b>\$33,731,090,799.46</b>	<b>0.99997</b>	<b>35</b>	<b>88</b>



## TEXPOOL Prime

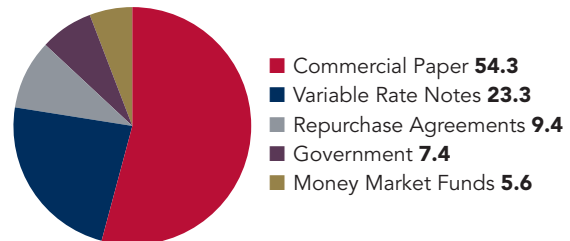
### Portfolio by Maturity (%)

As of January 31, 2024



### Portfolio by Type of Investment (%)

As of January 31, 2024



### Portfolio Asset Summary as of January 31, 2024

	Book Value	Market Value
Uninvested Balance	\$536.78	\$536.78
Receivable for Investments Sold	0.00	0.00
Accrual of Interest Income	21,300,128.84	21,300,128.84
Interest and Management Fees Payable	-66,285,611.35	-66,285,611.35
Payable for Investments Purchased	0.00	0.00
Accrued Expenses & Taxes	-19,960.86	-19,960.86
Repurchase Agreements	1,396,563,000.00	1,396,563,000.00
Commercial Paper	9,363,437,704.99	9,366,716,355.09
Mutual Fund Investments	830,153,483.22	830,275,032.26
Government Securities	1,096,953,200.49	1,096,967,744.00
Variable Rate Notes	2,157,000,000.00	2,158,038,563.05
<b>Total</b>	<b>\$14,799,102,482.11</b>	<b>\$14,803,555,787.81</b>

Market value of collateral supporting the Repurchase Agreements is at least 102% of the Book Value. The portfolio is managed by Federated Investment Counseling and the assets are safe kept in a separate custodial account at State Street Bank in the name of TexPool Prime. The assets of TexPool Prime are the only source of payments to the Participants. There is no secondary source of payment for the pool such as insurance or State guarantee. Should you require a copy of the portfolio, please contact TexPool Participant Services

### Participant Summary

	Number of Participants	Balance
School District	154	\$4,846,705,397.17
Higher Education	19	\$865,392,815.30
County	51	\$1,341,413,779.19
Healthcare	21	\$566,038,601.45
Utility District	67	\$450,789,065.07
City	110	\$3,362,702,736.23
Emergency Districts	27	\$89,732,412.56
Economic Development Districts	20	\$54,889,703.25
Other	85	\$3,221,415,984.65



## TEXPOOL *Prime*

### Daily Summary

Date	Money Mkt. Fund Equiv. (SEC Std.)	Dividend Factor	TexPool <i>Prime</i> Invested Balance	NAV	WAM Days	WAL Days
1/1	5.6106%	0.000153715	\$12,905,533,292.61	1.00030	44	68
1/2	5.5190%	0.000151206	\$13,299,061,364.85	1.00040	40	63
1/3	5.5642%	0.000152443	\$13,477,995,103.17	1.00038	38	63
1/4	5.5740%	0.000152713	\$13,554,359,650.29	1.00037	39	64
1/5	5.5529%	0.000152135	\$13,743,616,242.01	1.00020	38	70
1/6	5.5529%	0.000152135	\$13,743,616,242.01	1.00020	38	70
1/7	5.5529%	0.000152135	\$13,743,616,242.01	1.00020	38	70
1/8	5.5416%	0.000151826	\$13,794,996,673.82	1.00035	38	73
1/9	5.5463%	0.000151954	\$13,843,630,201.77	1.00035	38	75
1/10	5.5446%	0.000151908	\$13,885,593,993.99	1.00036	38	74
1/11	5.5445%	0.000151903	\$13,925,840,431.49	1.00036	38	74
1/12	5.5437%	0.000151881	\$14,044,641,504.22	1.00016	38	73
1/13	5.5437%	0.000151881	\$14,044,641,504.22	1.00016	38	73
1/14	5.5437%	0.000151881	\$14,044,641,504.22	1.00016	38	73
1/15	5.5437%	0.000151881	\$14,044,641,504.22	1.00016	38	73
1/16	5.5465%	0.000151958	\$14,083,804,673.43	1.00037	36	70
1/17	5.5459%	0.000151942	\$14,136,385,198.14	1.00035	35	69
1/18	5.5502%	0.000152060	\$14,111,221,331.74	1.00033	35	71
1/19	5.5494%	0.000152038	\$14,064,247,033.72	1.00015	36	71
1/20	5.5494%	0.000152038	\$14,064,247,033.72	1.00015	36	71
1/21	5.5494%	0.000152038	\$14,064,247,033.72	1.00015	36	71
1/22	5.5476%	0.000151990	\$14,135,047,937.70	1.00031	34	68
1/23	5.5484%	0.000152012	\$14,152,469,918.41	1.00030	34	69
1/24	5.5441%	0.000151892	\$14,353,454,891.76	1.00031	34	68
1/25	5.5381%	0.000151729	\$14,457,601,376.74	1.00030	34	67
1/26	5.5399%	0.000151777	\$14,643,264,914.48	1.00015	35	68
1/27	5.5399%	0.000151777	\$14,643,264,914.48	1.00015	35	68
1/28	5.5399%	0.000151777	\$14,643,264,914.48	1.00015	35	68
1/29	5.5437%	0.000151882	\$14,710,628,575.24	1.00029	34	66
1/30	5.5382%	0.000151732	\$14,907,183,688.63	1.00029	33	64
1/31	5.5389%	0.000151750	\$14,799,102,482.11	1.00030	33	65
<b>Average:</b>	<b>5.5480%</b>	<b>0.000152000</b>	<b>\$14,066,640,689.46</b>	<b>1.00026</b>	<b>37</b>	<b>69</b>



Participant Services  
1001 Texas Ave. Suite 1150  
Houston, TX 77002

is on the horizon. Powell affirmed that policymakers could reduce the balance sheet and rates in tandem.

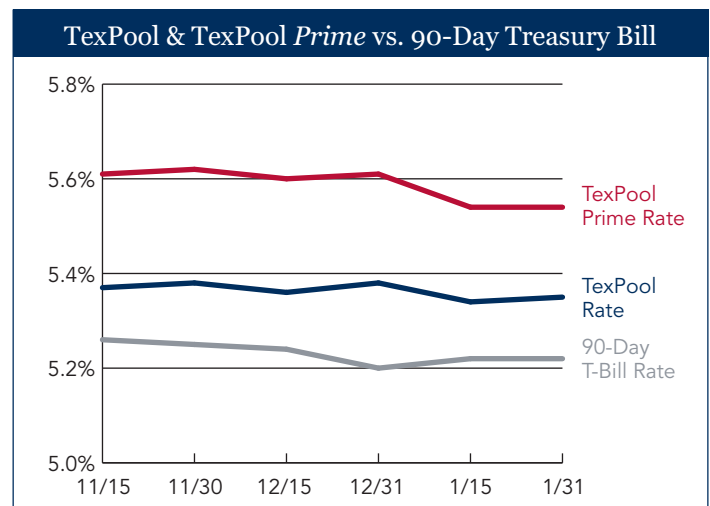
Investing in the front end of the Treasury yield curve improved last month as the markets pushed out forecasts for the first cut past March, a development likely to continue after Powell's comments yesterday. Trades are now more in line with our firm view of 75 basis points of cuts this year, helping us find more value along the curve than when the fed futures trading called for upwards of six cuts. This should be aided by the U.S. Treasury's quarterly refunding plans released this week that indicate bill supply will likely remain robust.

#### **New birds, same cage**

The composition of the FOMC changes each year when the presidents of four regional Fed branches have a hockey-like line change. Occasionally, this can shift the alignment of the 12 voting members, but this time the change will be negligible as none of the new voters hold extreme views. We consider Atlanta's Raphael Bostic a centrist, Cleveland's Loretta Mester and Richmond's Tom Barkin as hawkish, and San Francisco's Mary Daly dovish. Given the momentum the Fed has in this current cycle, the change won't make much of a difference.

#### **Bye-bye, BSBY**

We, and the greater financial world, thought we'd finally put the London interbank finance rate (Libor) price-fixing scandal behind us when the British Financial Conduct Authority ceased to support it last year. With the Fed's Secured Overnight Financing Rate (SOFR) now serving as the risk-free benchmark, the Bloomberg Short Term Bank Yield Index (BSBY) emerged in 2021 as an alternative reference rate for transactions in the credit markets. While it had worked well, it was punched in the gut punch by regulators over the summer and has been used less and less, and Bloomberg will shut it down by November. We and others made the case for it, but to no avail. The irony is that, while regulators



*90-Day Treasury Bill is a short-term debt instrument backed by the national government. These are used to collect immediate cash to meet outstanding obligations.*

*Any private investor can invest in a Treasury bill. The 90-Day Treasury Bill is a weighted average rate of the weekly auctions of 90-Day Treasury Bills.*

*Past performance is no guarantee of future results.*

such as the International Organization of Securities Commissions (IOSCO) and the SEC say BSBY is not secure enough to base short-term contracts on, market participants are now left with pricing rates at a spread over SOFR, meaning the risk of mispricing loans remains. At the end of the month, yields on 1-, 3-, 6- and 12-month U.S. Treasuries were 5.37%, 5.38%, 5.20% and 4.72%, respectively.