

# Federated Hermes Government Obligations Tax-Managed Fund

## Institutional Shares

Nasdaq symbol: GOTXX | Cusip number: 60934N856 | Newspaper listing: GovTxMgIS

9/30/22

### Product highlights

- Complies with Rule 2a-7 definition of a government money market fund.
- Not subject to liquidity fees or redemption gates.
- Pursues current income consistent with stability of principal and liquidity.
- Invests primarily in short-term U.S. Treasury and government agency securities that pay interest exempt from state personal income tax.
- Does not invest in repurchase agreements.
- Holds AAAm and Aaa-mf ratings from Standard & Poor's and Moody's, respectively.
- Seeks to place purchase orders with women-, minority-, and veteran-owned broker-dealers, subject to seeking best execution.
- Intensive credit review integrating ESG factors in a non-exclusionary way.
- Income may be exempt from state income taxes, depending on individual state tax laws.

### Key features

- The fund generally seeks to place purchase orders with women-, minority-, and veteran-owned broker dealers, subject to best execution.
- Increasing use of Diversity & Inclusion (D&I) dealers to purchase securities is intended to further social progress in the financial industry.
- Developing meaningful partnerships with D&I dealers can help bring different perspectives to the financial industry while enhancing market visibility and potential revenue for these firms.

### Key investment team

Susan Hill, CFA  
John Wyda, CFA

### Credit ratings

**AAAm** Standard & Poor's

**Aaa-mf** Moody's

### Portfolio assets

\$6.6 billion

### Share class statistics

#### Inception date

6/2/95

#### Federated Hermes fund number

636

#### Cut-off times

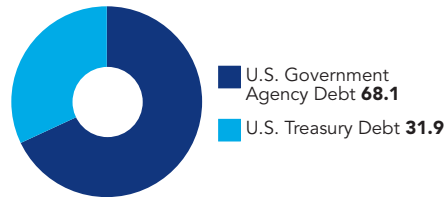
2:00 p.m. ET — purchases

2:00 p.m. ET — redemptions

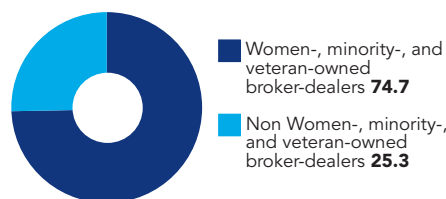
#### Dividends

Declared daily/paid monthly

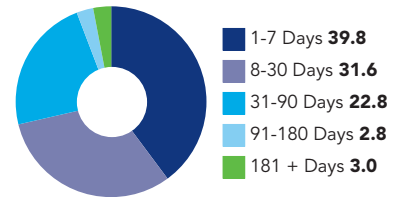
### Portfolio composition (%)



### Purchase transactions by volume YTD (%)



### Effective maturity schedule (%)



### 2a-7 liquidity

Daily 31.88%

Weekly 62.61%

### Weighted average maturity

32 Days

### Weighted average life

102 Days

### Fund performance

Net yield (%)		Total return (%)											
7-day	2.54	1-year 0.57											
Annualized yields (%)		Oct	Nov	Dec	Jan	Feb	Mar	Apr	May	June	July	Aug	Sept
7-day		0.02	0.01	0.01	0.01	0.01	0.06	0.15	0.56	1.01	1.52	1.98	2.54

Performance quoted represents past performance, which is no guarantee of future results. Investment return will vary. An investor's shares, when redeemed, may be worth more or less than the original cost. Current performance may be lower or higher than what is stated. To view performance current to the most recent month-end, contact us or visit [FederatedInvestors.com](http://FederatedInvestors.com).

Although not contractually obligated to do so, the advisor and/or certain fund service providers waived all or a portion of their fees or reimbursed the fund for certain operating expenses. These voluntary waivers and reimbursements may be modified or terminated at any time; accordingly, the fund's expenses may vary (i.e., increase or decrease) during the fund's fiscal year. These waivers increase income to the fund and result in a higher return to investors.

Otherwise, the 7-day yield would have been 2.45% and total return would have been lower.

**Total return** represents the change in value of an investment after reinvesting all income and capital gains. Yield quotations more closely reflect the current earnings of the fund than the total return quotation.

Rule 2a-7 requires that money market funds maintain at least 10% daily liquidity assets and at least 30% weekly liquidity assets. Both requirements are 'point of purchase' requirements. Thus, it is possible that money market funds may, at any given time, have liquidity percentages reflecting less than the 10% and 30% thresholds. In such circumstances, the portfolio manager will be required to purchase securities to meet the requisite liquidity thresholds prior to purchasing longer-dated securities. Additionally, the SEC requirements for what may be defined as 'daily' and 'weekly' differs from the standard maturities used in calculating the 'Effective Maturity Schedule.' Therefore, the percentages in the 2a-7 Liquidity table will generally not equal the amounts shown in the 'Effective Maturity Schedule.'

# Federated Hermes Government Obligations Tax-Managed Fund

## Institutional Shares

### Portfolio manager commentary

In the third quarter, U.S. Federal Reserve Chair Jerome Powell reiterated in press conferences, speeches and appearances that policymakers would not relent until price stability has been reestablished. His remarks at the Kansas City Fed's economic policy symposium in Jackson Hole, Wyo., in late August articulated this pointedly: "The Federal Open Market Committee's (FOMC) overarching focus right now is to bring inflation back down to our 2% goal."

The FOMC followed through on this statement with several large jumps in the federal funds target range: 75 basis-point hikes at both the July and September meetings. This put the target range at 3-3.25% to end the reporting period. The front end of U.S. Treasury yield curve rose in response, though yields of the shortest dated bills remained depressed due to continued high demand from safe-haven trades.

Policy maker forecasts also leapt. The June Summary of Economic Projections (SEP) signaled rates could reach 3.4% by December. But Fed sentiment worsened two

months later. The SEP released in September indicated 4.4% is more likely, a dramatic shift of a full percentage point. Likewise, the prediction for the highest level rates likely will reach before inflation falls—the terminal rate—increased from 3.8% to 4.6%. Adding to the cause, the Fed accelerated its quantitative tightening program, doubling the amount of the reduction of its balance sheet in September by allowing \$95 trillion of government securities to roll off each month (\$60 billion in Treasuries and \$35 billion in agency mortgage-backed securities). This likely added the equivalent of another quarter-point of rate tightening.

At the end of the quarter, yields on 1-, 3-, 6- and 12-month U.S. Treasuries were 2.69%, 3.27%, 3.95% and 4.03%, respectively; the 1-, 3-, 6- and 12-month Bloomberg Short-Term Bank Yield Index rates (BSBY) were 3.10%, 3.64%, 4.21% and 4.74%, respectively; and the 1-, 3-, 6- and 12-month London interbank offered rates were 3.17%, 3.75%, 4.27% and 4.74%, respectively.

You could lose money by investing in the fund. Although the fund seeks to preserve the value of your investment at \$1.00 per share, it cannot guarantee it will do so. An investment in the fund is not insured or guaranteed by the Federal Deposit Insurance Corporation or any other government agency. The fund's sponsor has no legal obligation to provide financial support to the fund, and you should not expect that the sponsor will provide financial support to the fund at any time.

The fund has not elected to be subject to the liquidity fees and gates requirement at this time.

Performance shown is for Institutional Shares. The fund offers additional share classes whose performance will vary due to differences in charges and expenses. Please consult your financial institution regarding your eligibility to purchase these classes.

#### A word about risk

ESG factors may be considered in the investment analysis process in a manner that is complementary to and enhances the fundamental research and analysis process. Certain ESG factors may help identify business and operational risks or opportunities and add a contextual dimension to the overall evaluation of a security. Like any aspect of investment analysis, there is no guarantee that an investment strategy that considers ESG factors will result in performance better than or equal to products that do not consider such factors.

Income is subject to federal income tax.

Consult your tax advisor regarding the status of your account under state and local tax laws.

Fund shares are not guaranteed by the U.S. government.

Current and future portfolio holdings are subject to risk.

#### Definitions

At Federated Hermes, integrating ESG factors means including relevant and financially material environmental, social and governance information in the analysis of a security/issuer. ESG factors are used as qualitative insights with the goal of improving portfolio risk/reward characteristics and prospects for long-term outperformance. ESG investing does not automatically exclude issuers or sectors, but rather attempts to mitigate risks by identifying companies exhibiting positive (or negative) ESG policies and behaviors.

**Net yields** are based on the average daily income dividend and average net asset value for the 7 days ended on the date of calculation. The 7-day net annualized yield is based on the average net income per share for the 7 days ended on the date of calculation and the offering price on that date.

**The fund is a managed portfolio** and its holdings are subject to change.

**The holdings percentages** are based on net assets at the close of business on 9/30/22 and may not necessarily reflect adjustments that are routinely made when presenting net assets for formal financial statement purposes.

**Weighted average maturity** is the mean average of the periods of time remaining until the securities held in the fund's portfolio (a) are scheduled to be repaid, (b) would be repaid upon a demand by the fund or (c) are scheduled to have their interest rate readjusted to reflect current market rates. Securities with adjustable rates payable upon demand are treated as maturing on the earlier of the two dates if their scheduled maturity is 397 days or less, and the later of the two dates if their scheduled maturity is more than 397 days. The mean is weighted based on the percentage of the amortized cost of the portfolio invested in each period.

**Weighted average life** is calculated in the same manner as the Weighted average maturity (WAM), but is based solely on the periods of time remaining until the securities held in the fund's portfolio (a) are scheduled to be repaid or (b) would be repaid upon a demand by the fund without reference to when interest rates of securities within the fund are scheduled to be readjusted.

**Repurchase agreements** consist of a financial institution selling securities to a fund and agreeing to repurchase them at a mutually agreed upon price and time.

#### Ratings and rating agencies

Ratings are based on an evaluation of several factors, including credit quality, diversification and maturity of assets in the portfolio, as well as management strength and operational capabilities. A money market fund rated AAAM by Standard & Poor's is granted after evaluating a number of factors, including credit quality, market price, exposure and management. Money market funds rated Aaa-mf by Moody's are judged to be of an investment quality similar to Aaa-rated fixed income obligations, that is, they are judged to be of the best quality. For more information on credit ratings, visit [standardandpoors.com](http://standardandpoors.com) and [moody.com](http://moody.com).

Ratings are subject to change and do not remove market risk.

Credit ratings do not provide assurance against default or other loss of money and can change.