

Federated Premier Municipal Income Fund (FMN)

NYSE Ticker — FMN

Product Highlights

- Pursues current income exempt from federal income tax, including the alternative minimum tax (AMT).
- Invests in long-term, tax-exempt municipal bonds diversified among states, sectors and issuers.
- Managed to pursue attractive yields through changing market cycles.

Benchmark

S&P Municipal Bond Index

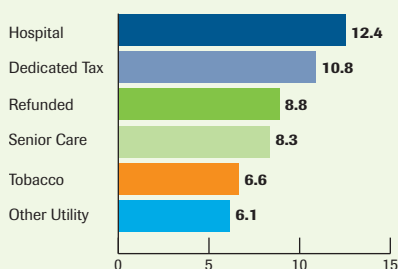
Key Investment Team

R.J. Gallo, CFA
Lee Cunningham II

Portfolio Profile

Weighted Average Effective Maturity	5.3 Yrs.
Weighted Average Stated Maturity	15.8 Yrs.
Weighted Average Effective Duration	5.6 Yrs.
Weighted Average Modified Duration	4.4 Yrs.
Weighted Average Coupon	5.07%
Weighted Average Bond Price	\$110.63
AMT	0.0%
Number of Securities	230

Sector Weightings (%) — Municipal



Pricing

Market Price	\$ 14.19
NAV	\$ 15.38

30-Day Distribution Rate (%)

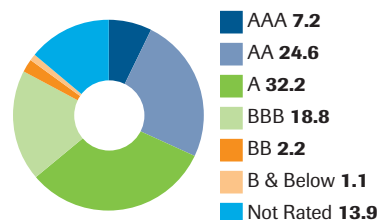
Distribution Rate at Market Price	4.52
Taxable Equivalent Distribution Rate at Market Price	7.17

Dividends

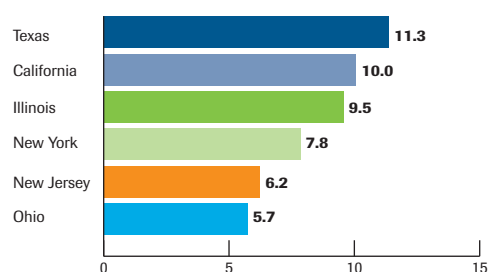
Paid Monthly
Record Date: 23rd or the preceding business day of the month

9/19	\$ 0.05000
8/19	\$ 0.05000
7/19	\$ 0.05000

Quality Breakdown (%) *



State Weightings (%)



Top Holdings (%)

Tobacco Settlement Financing Corp., NJ, Tobacco Settlement Asset-Backed Subordinate Refunding Bonds (Series 2018B), 5.000%, 6/1/2046	1.5
Royal Oak, MI Hospital Finance Authority, (Beaumont Health Credit Group), Refunding Revenue Bonds (Series 2014D), 5.000%, 9/1/2033	1.4
California Health Facilities Financing Authority, (Stanford Health Care), Revenue Refunding Bonds (Series 2017A), 4.000%, 11/15/2040	1.2
Chicago, IL Midway Airport, Second Lien Revenue Refunding Bonds (Series 2014B), 5.000%, 1/1/2035	1.2
Illinois State, UT GO Bonds (Series 2017D), 5.000%, 11/1/2026	1.2
Puerto Rico Sales Tax Financing Corp., Restructured Sales Tax Bonds (Series 2019A), 5.000%, 7/1/2058	1.2
Public Authority for Colorado Energy, Natural Gas Purchase Revenue Bonds (Series 2008), 6.250%, 11/15/2028	1.1
Tobacco Settlement Financing Corp., NJ, Tobacco Settlement Asset-Backed Refunding Bonds (Series 2018a), 5.000%, 6/1/2036	1.1
Tobacco Settlement Financing Corp., RI, Tobacco Settlement Asset-Backed Bonds (Series 2015B), 5.000%, 6/1/2050	1.1
University of Texas System (The Board of Regents of), Revenue Financing System Bonds (Series 2017B), 4.000%, 8/15/2044	1.1

Average Annual Total Returns (%)

	Performance Inception	Cumulative 3 Month	1 Year	3 Year	5 Year	10 Year	15 Year	Since Inception
NAV	12/20/02	2.31	10.70	3.67	5.28	7.15	6.65	6.78
Market Price	12/20/02	4.30	16.66	0.88	4.29	5.33	6.15	6.09
Benchmark		1.55	8.19	3.11	3.63	4.23	4.39	-

Performance quoted represents past performance, which is no guarantee of future results. Total Return at Market Price since inception includes a 4.5% commission paid at the fund's initial public offering. Fund performance changes over time and current performance may be lower or higher than what is stated. Current performance information is updated monthly at FederatedInvestors.com and is also available by calling 1-800-341-7400. Investment return, price, yields, and NAV will fluctuate.

The fund is subject to fees and expenses, including management fees and other expenses, such as legal and accounting fees. Total returns reflect these fees.

The fund is a closed-end fund. Unlike open-end funds, closed-end funds are not continually offered. There is a one-time public offering and once issued, shares of closed-end funds are bought and sold in the open market. Consequently, shares of closed-end funds may trade at, above or below their net asset values ("NAV").

Federated Premier Municipal Income Fund (FMN)

A Word About Risk

In addition to the risks already noted in this fact sheet, other risks include the following.

Market Discount Risk: Shares of closed-end investment management companies frequently trade at a discount from their net asset value (NAV).

Interest Rate Risk: Prices of tax-exempt securities rise and fall in response to changes in the interest rate paid by similar securities. Generally, when interest rates rise, prices of tax-exempt securities fall. However, market factors, such as demand for particular tax-exempt securities, may cause the price of certain fixed-income securities to fall while the prices of other securities rise or remain unchanged. Interest rate changes have a greater effect on the price of tax-exempt securities with longer maturities. The fund may use certain strategies for the purpose of reducing the interest rate sensitivity of the portfolio and decreasing the fund's exposure to interest rate risk, although there is no assurance that it will do so or those strategies will be successful. The fund's use of leverage tends to increase the interest rate risk of the common shares.

Credit Risk: Credit risk is the possibility that an issuer of a tax-exempt security will default on a security by failing to pay interest or principal when due. If an issuer defaults, the fund will lose money.

Leverage Risk: The use of leverage through the issuance of preferred shares creates an opportunity for increased income that may be distributed as common share dividends, but also creates special risks for common shareholders. Two major types of risk created by leverage include: the likelihood of greater volatility of NAV and market price of common shares, because changes in the value of the fund's tax-exempt security portfolio (including the securities bought with the proceeds of the preferred share offerings) are borne entirely by common shareholders; and the possibility either that common share income will fall if the preferred share dividend rate rises, or that common share income will fluctuate because the preferred share dividend rate varies. It is anticipated that dividends on preferred shares will be based on shorter-term tax-exempt security yields (which will be redetermined periodically and that the fund will invest the proceeds of the preferred shares offering in longer-term, typically fixed-rate, tax-exempt securities. So long as the fund's tax-exempt security portfolio provides higher yields, net of fund expenses, than the preferred share dividend rate, as reset periodically, the leverage may cause common shareholders to receive higher dividends than if the fund were not leveraged. If, however, short-term rates rise, the preferred share dividend rates could exceed the yield on longer-term tax-exempt securities held by the fund that were acquired during periods of generally lower interest rates, reducing dividends to common shareholders. In addition, in the event interest rates rise, the value of the fund's holdings in longer-term tax-exempt securities likely will fall, resulting in a decline in the NAV of common shares. Preferred shares pay cumulative dividends, which may tend to increase leverage risk.

Risks Associated with Non-Investment Grade Securities: Securities rated below investment-grade, also known as junk bonds, generally entail greater interest rate and credit risks than investment-grade securities. For example, their prices are more volatile, economic downturns and financial setbacks may affect their prices more negatively, and their trading market may be more limited.

Tax-Exempt Market Risk: The amount of public information available about tax-exempt securities is generally less than that for corporate equities and bonds. Consequently, the advisor may make investment decisions based on information that is incomplete or inaccurate. The secondary market for tax-exempt securities also tends to be less well-developed or liquid than many other securities markets, which may adversely affect the fund's ability to sell its tax-exempt securities at attractive prices. Special factors, such as legislative changes and local and business development, may adversely affect the yield or value of the fund's investment in tax-exempt securities.

Inverse Floater and Derivatives Risk: Inverse floaters are subject to a number of other risks including interest rate, credit and liquidity risks, in addition, investment by the fund in inverse floaters

may increase the fund's leverage and, during periods of rising interest rates, may adversely affect the fund's income, distributions and total returns to common shareholders.

Reinvestment Risk: Income from the fund's tax-exempt security portfolio will decline if and when the fund invests the proceeds from matured, traded or called tax-exempt securities at market interest rates that are below the portfolio's current earnings rate. A decline in income could affect the market price or overall return of the common shares.

Liquidity Risk: The fund may invest in securities that are illiquid at the time of investment, which means a security cannot be sold within seven days at a price which approximates fair value. Illiquid securities may trade at a discount from comparable, more liquid investments and may be subject to wide fluctuations in market value. Also, the fund may not be able to dispose of illiquid securities when that would be beneficial at a favorable time or price.

Tax Risk: In order to be tax-exempt, municipal securities must meet certain legal requirements. Failure to meet such requirements may cause the interest received and distributed by the fund to common shareholders to be taxable. Tax-exempt dividends may be subject to state or local taxes. The federal income tax treatment of payments in respect of certain derivative contracts is unclear. Additionally, the fund may not be able to close out certain derivative contracts when it wants to. Consequently, the fund may receive payments that are treated as ordinary income for federal income tax purposes.

Sector Risk: The fund may invest 25% or more of managed assets in tax-exempt securities of issuers in the same economic sector, such as hospitals or life care facilities and transportation-related issuers. In addition, a substantial part of the fund's portfolio may be comprised of securities credit enhanced by banks, insurance companies or companies with similar characteristics. As a result, the fund will be more susceptible to any economic business, political or other developments that generally affect these sectors and entities.

Anti-Takeover Provisions: The fund's Agreement and Declaration of Trust includes provisions that could limit the ability of other entities or persons to acquire control of the fund or convert the fund to open-end status. These provisions could deprive common shareholders of opportunities to sell their common shares at a premium over the then current market price of common shares or at NAV.

Inflation Risk: Inflation risk is the risk that the value of assets or income from the fund's investments will be worth less in the future as inflation decreases the present value of payments at future dates.

High-yield, lower-rated securities generally entail greater market, credit/default and liquidity risks, and may be more volatile than investment-grade securities.

Definitions

Weighted Average Effective Maturity is the average time to maturity of debt securities held in the fund.

Weighted Average Stated Maturity: For fluctuating net asset value funds, the stated term or maturity of each portfolio security, multiplied by each such security's market value, divided by the total market value of the fund. The stated term or maturity of a portfolio security is the period remaining until such security's stated maturity date, determined without taking into account the ability of a security to be called at the option of the issuer and by taking into account the ability to put the security at the option of the holder.

Weighted Average Effective Duration (sometimes called "Option-Adjusted Duration") is a measure of a security's price sensitivity to changes in interest rates calculated using a model that recognizes that the probability of a bond being called or remaining outstanding until maturity may vary if market interest rates change, and that makes adjustments based on a bond's embedded options (e.g., call rights, or in the case of a mortgage-backed security, the probability that homeowners will prepay their mortgages), if any, based on the probability that the options will be exercised. A fund's weighted average effective duration will equal the market value weighted average of each bond's effective duration in the fund's portfolio. As with any model, several assumptions are made so the weighted average effective

duration of a fund in the Federated family of funds may not be comparable to other funds outside of the Federated family of funds. Securities with longer durations are more sensitive to changes in interest rates than securities of shorter durations.

Weighted Average Modified Duration (sometimes called "Weighted Average Duration" or "Duration to Worst") is a measure of a security's price sensitivity to changes in interest rates calculated by assuming that a callable bond will be redeemed on the appropriate call date if the bond is priced to a call date or at maturity if priced to maturity. A fund's weighted average duration will equal the market value weighted average of each bond's weighted average duration in the fund's portfolio. Securities with longer durations are more sensitive to changes in interest rates than securities of shorter durations.

Weighted Average Coupon is calculated by weighting each bond's coupon by its relative size in the portfolio. This figure indicates whether the portfolio has more high- or low-coupon bonds.

Taxable Equivalent Distribution Rate at Market Price - In calculating these rates, the distribution rate at market price is divided by 1 minus the applicable tax rate. The maximum federal tax rate (37%) is used when calculating the taxable equivalent market rates.

30-Day Distribution Rate is calculated by taking the average of the past 30 days daily yields.

S&P Municipal Bond Index is a broad, market value-weighted index that seeks to measure the performance of the U.S. municipal bond market. The index includes bonds of all quality—from "AAA" to non-rated, including defaulted bonds—from all sectors of the municipal bond market.

Indexes are unmanaged and cannot be invested in directly.

Important Disclosure

The fund offers Common Shares and Preferred Shares. The Daily NAV, Yield, Dividends, Fund History and Annual Return information provided herein relate to Common Shares only. Unlike Preferred Shares, Common Shares are not rated.

The fund's issuance of Preferred Shares creates leverage risks for holders of Common Shares. Two major types of risks created by leverage include: (1) the likelihood of greater volatility of NAV and market price of Common Shares, because changes in the value of the fund's portfolio securities are borne entirely by holders of Common Shares; and (2) the possibility either that income available for Common Share dividends will fall if the Preferred Shares dividend rate rises, or that income available for Common Shares dividends will fluctuate because the Preferred Shares dividend rate varies.

The holdings percentages are based on net assets at the close of business on 9/30/19 and may not necessarily reflect adjustments that are routinely made when presenting net assets for formal financial statement purposes. Because this is a managed portfolio, the investment mix will change.

Income may be subject to state and local taxes.

Total return represents the value of an investment after reinvesting all income and capital gains.

Portfolio composition is subject to change.

The fund's Common Shares are only available for purchase and sale on the New York Stock Exchange at the current market price. Common shares may trade at a discount to NAV.

The distribution rates and dividends quoted in this document are derived from income only.

Consult your investment professional for further information.

* The ratings agencies that provided the ratings are Standard and Poor's, Moody's and Fitch. When ratings vary, the highest rating is used. Credit ratings of A or better are considered to be high credit quality; credit ratings of BBB are good credit quality and the lowest category of investment grade; credit ratings BB and below are lower-rated securities ("junk bonds"); and credit ratings of CCC or below have high default risk. The credit quality breakdown does not give effect to the impact of any credit derivative investments made by the fund.