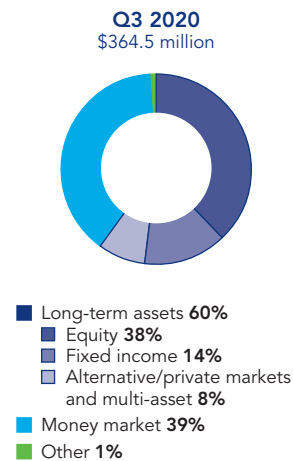


Sept. 30, 2020

Highlights

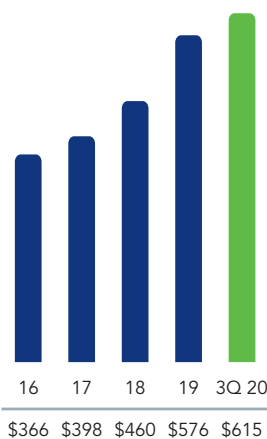
- Reported Q3 2020 earnings per diluted share (EPS) of \$0.85 compared to \$0.72 for Q3 2019.
- Fixed-income assets reached a record \$80 billion, with net sales in total return bond funds and a range of short-duration and high-yield strategies.
- Equity assets at \$80 billion, with net sales in a variety of equity styles, including growth, ESG and impact funds.
- Generated 60 percent of Q3 revenue from long-term assets, which reached a record \$181.8 billion.
- Declared a dividend of \$1.27 per share, including \$0.27 quarterly and \$1.00 special dividend.
- Expanded global stewardship and responsibility staff to 65.

Revenue by source

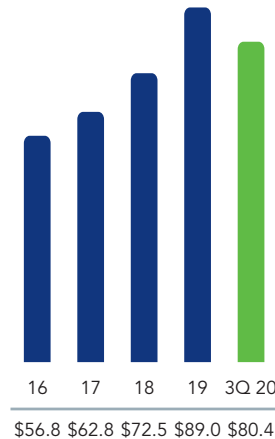


Assets at-a-glance

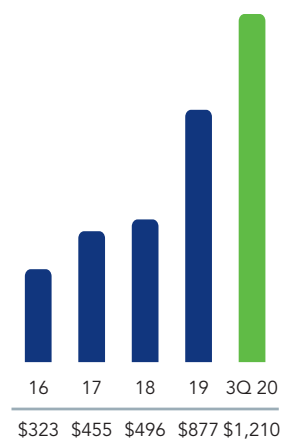
Total under management
in billions



Equity
in billions



Total under advice*
in billions



* Assets prior to 2018 and the acquisition of a controlling interest in Hermes Fund Managers Limited are shown for comparison purposes only.

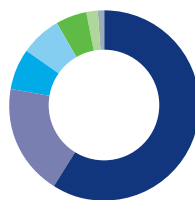
Asset breakdown by sector

Equity
\$80.4 billion



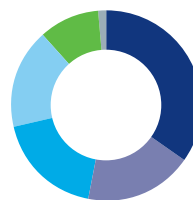
- International/global \$28.9
- Value and income \$25.8
- Growth \$21.8
- Blend \$3.9

Fixed income
\$79.5 billion



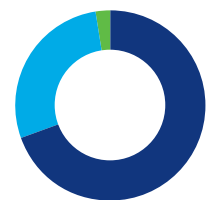
- Multisector \$47.0
- High-yield \$14.9
- U.S. Corporate \$5.6
- Municipal \$5.5
- U.S. Government \$4.1
- International/global \$1.6
- Mortgage-backed \$0.8

Alternative/
private markets
and multi-asset
\$21.9 billion



- Real estate \$7.7
- Infrastructure \$4.0
- Private equity \$4.0
- Multi-asset \$3.7
- Other alternative \$2.2
- Bear \$0.3

Money market
\$433.0 billion

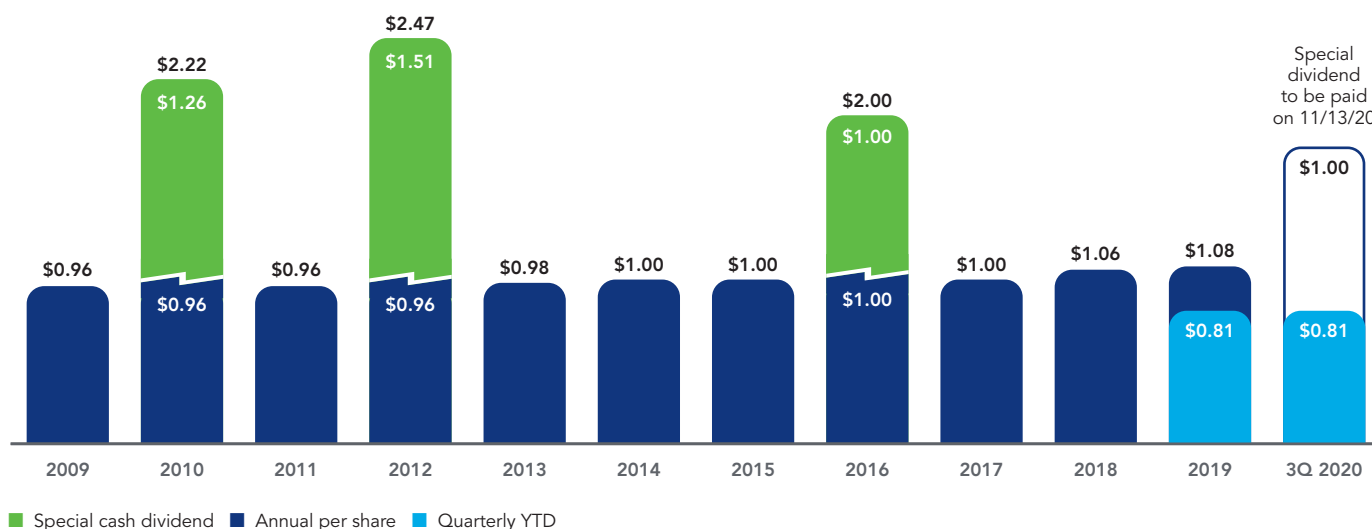


- Government \$301.0
- Prime \$121.5
- Tax-free \$10.5

About Federated Hermes

Guided by our conviction that responsible investing is the best way to create wealth over the long term, Federated Hermes provides specialized capabilities across a wide range of asset classes to investors around the world. The company offers a broad range of investment strategies, from liquidity solutions to high active share global and regional equities to active credit and private markets. Each investment team works with Responsible Investing Office personnel as they look to incorporate proprietary ESG tools and insights from our in-house engagement and stewardship team, EOS at Federated Hermes.

FHI dividend history¹



The above chart reflects all dividends paid from 2009 through Sept. 30, 2020. The 2010 dividend includes a special cash dividend of \$1.26 paid on Feb. 12, 2010. The 2012 dividend includes a special cash dividend of \$1.51 paid on Nov. 15, 2012. The 2016 dividend includes a special cash dividend of \$1.00 paid on Nov. 15, 2016. The record date for the special dividend to be paid on Nov. 13, 2020 is Nov. 6, 2020.

Investor information

NYSE	FHI
Q3 2020 high stock price	\$27.60
Q3 2020 low stock price	\$20.34
Class B Shares outstanding	99.4 million
Market capitalization	\$2.1 billion
Index listing	S&P MidCap 400

Company contact

Investor relations
(412) 288-1934
(800) 245-0242 x 1934
investors@federatedinv.com
FederatedHermes.com



Federated Hermes, Inc.
1001 Liberty Avenue
Pittsburgh, PA 15222-3779

Contact us at **FederatedHermes.com**
or call 1-800-341-7400.

019557 (11/20)

© 2020 Federated Hermes, Inc.

¹ Formerly Federated Investors, Inc. (FII), prior to its Q1 2020 name and ticker symbol change.

Separately managed accounts are made available through Federated Global Investment Management Corp., Federated Investment Counseling, Federated MDTA LLC, Hermes Fund Managers Ireland Limited, Hermes Investment Management Limited, and Hermes GPE LLP, each a registered investment advisor in one or more of the U.S., U.K. or Ireland.

Federated Securities Corp. is distributor of the Federated Funds.

For complete financial results please see Federated Hermes' Third Quarter Earnings Press Release dated Oct. 29, 2020 and SEC Filings on Form 8-K, 10-Q and 10-K for further information. Links to each document are available on the About section of [FederatedInvestors.com](https://www.federatedinvestors.com).

Investments are subject to risks and fluctuate in value.