

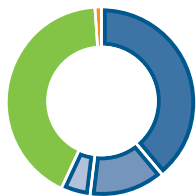
**Highlights**

- Reported Q4 2019 earnings per diluted share (EPS) of \$0.81 and full-year 2019 EPS of \$2.69.
- Managed assets reached a record \$575.9 billion.
- Increased money market assets by \$93.7 billion or 31 percent to a record \$395.5 billion from Q4 2018.
- Generated 57 percent of Q4 2019 revenue from long-term assets.
- Declared a dividend of \$0.27 per share.

**Revenue by Source**

**Q4 2019**

\$358.0 million

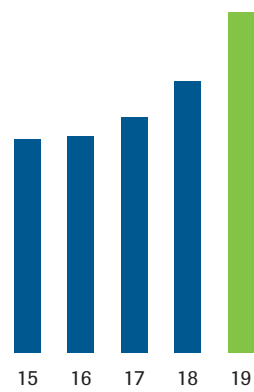


- Long-term assets **57%**
- Equity **39%**
- Fixed income **13%**
- Alternative/private markets and multi-asset **5%**
- Money market **42%**
- Other **1%**

**Assets At-A-Glance**

**Total Under Management**

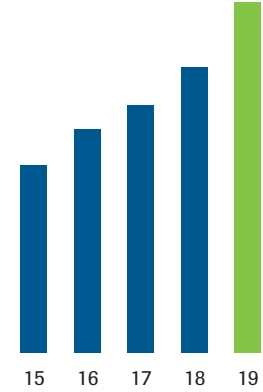
in billions



\$361 \$366 \$398 \$460 \$576

**Equity**

in billions



\$47.7 \$56.8 \$62.8 \$72.5 \$89.0

**Asset Breakdown by Sector**

**Equity**

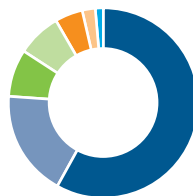
\$89.0 billion



- Value and Income **\$34.7**
- International/Global **\$31.4**
- Growth **\$17.8**
- Blend **\$5.1**

**Fixed Income**

\$69.0 billion



- Multisector **\$40.2**
- High-Yield **\$12.4**
- Municipal **\$5.6**
- U.S. Corporate **\$5.1**
- U.S. Government **\$3.3**
- International/Global **\$1.6**
- Mortgage-Backed **\$0.8**

**Alternative/  
Private Markets  
and Multi-Asset**

\$22.3 billion



- Real Estate **\$8.1**
- Infrastructure **\$4.3**
- Multi-Asset **\$4.2**
- Private Equity **\$4.0**
- Other Alternative **\$1.7**

**Money Market**

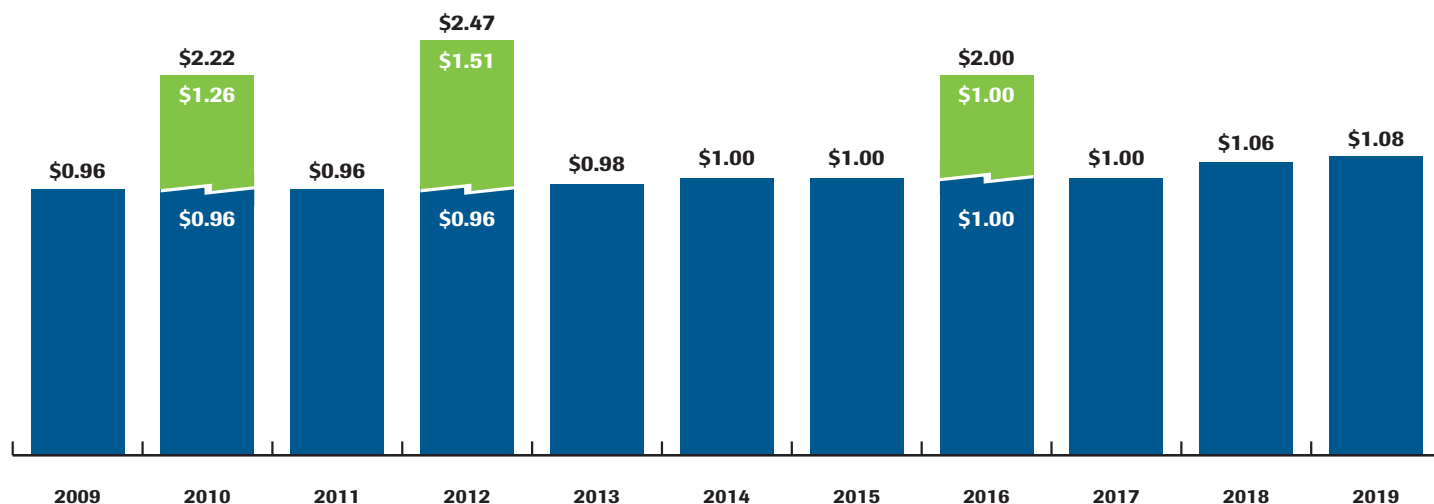
\$395.6 billion



- Government **\$257.3**
- Prime **\$126.8**
- Tax-Free **\$11.5**

## FHI Dividend History<sup>1</sup>

■ Special Cash Dividend  
■ Annual Per Share



The above chart reflects all dividends paid from 2009 through Dec. 31, 2019. The 2010 dividend includes a special cash dividend of \$1.26 paid on Feb. 12, 2010. The 2012 dividend includes a special cash dividend of \$1.51 paid on Nov. 15, 2012. The 2016 dividend includes a special cash dividend of \$1.00 paid on Nov. 15, 2016.

## Investor Information

NYSE: **FHI**  
Q4 2019 High Stock Price: **\$34.49**  
Q4 2019 Low Stock Price: **\$30.11**  
Class B Shares Outstanding: **101 million**  
Market Capitalization: **\$3.3 billion**  
Index Listing: S&P MidCap 400

## Company Contact

**Investor Relations**  
(412) 288-1934  
(800) 245-0242 x 1934  
[investors@federatedinv.com](mailto:investors@federatedinv.com)  
**FederatedInvestors.com**



Federated Hermes, Inc.  
1001 Liberty Avenue  
Pittsburgh, PA 15222-3779

Contact us at **FederatedHermes.com**  
or call 1-800-341-7400.

019557 (1/20)

© 2020 Federated Hermes, Inc.

<sup>1</sup> Formerly Federated Investors, Inc. (FII), prior to its Q1 2020 name and ticker symbol change.

Separately managed accounts are made available through Federated Global Investment Management Corp., Federated Investment Counseling, Federated MDTA LLC, Hermes Investment Management Limited and Hermes European Equities Limited, each a registered investment advisor.

Federated Securities Corp. is distributor of the Federated Funds.

For complete financial results please see Federated's Fourth Quarter Earnings Press Release dated Jan. 30, 2020 and SEC Filings on Form 8-K, 10-Q and 10-K for further information. Links to each document are available on the About section of [FederatedInvestors.com](http://FederatedInvestors.com).

Investments are subject to risks and fluctuate in value.