

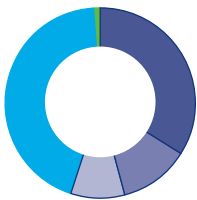
June 30, 2020

## Highlights

- Reported Q2 2020 earnings per diluted share (EPS) of \$0.80 compared to \$0.62 for Q2 2019.
- Managed assets reached a record \$628.8 billion.
- Increased money market assets by \$124.5 billion or 37 percent to a record \$457.6 billion from Q2 2019.
- Generated 55 percent of Q2 revenue from long-term assets.
- Declared a dividend of \$0.27 per share.
- Expanded global stewardship and responsibility staff to 60.

## Revenue by source

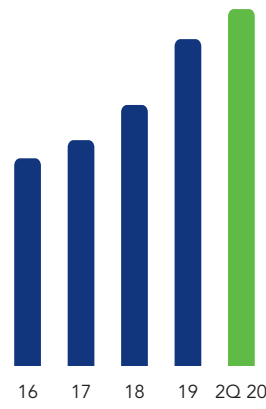
Q2 2020  
\$360.7 million



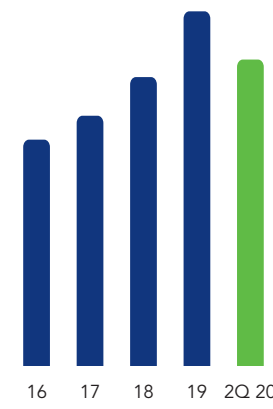
- Long-term assets **55%**
- Equity **34%**
- Fixed income **12%**
- Alternative/private markets and multi-asset **9%**
- Money market **44%**
- Other **1%**

## Assets at-a-glance

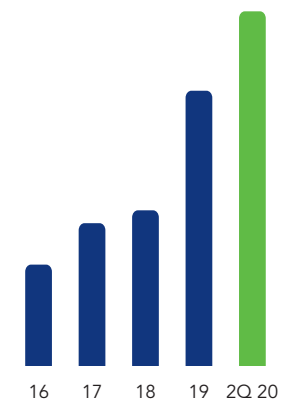
Total under management  
in billions



Equity  
in billions



Total under advice\*  
in billions



\* Assets prior to 2018 and the acquisition of a controlling interest in Hermes Fund Managers are shown for comparison purposes only.

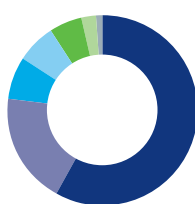
## Asset breakdown by sector

Equity  
\$76.9 billion



- Value and income **\$26.6**
- International/global **\$26.3**
- Growth **\$20.0**
- Blend **\$4.0**

Fixed income  
\$73.1 billion



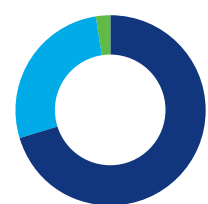
- Multisector **\$42.6**
- High-yield **\$13.8**
- U.S. Corporate **\$5.2**
- Municipal **\$4.9**
- U.S. Government **\$4.0**
- International/global **\$1.8**
- Mortgage-backed **\$0.8**

Alternative/  
private markets  
and multi-asset  
\$21.2 billion



- Real estate **\$7.4**
- Infrastructure **\$4.0**
- Private equity **\$3.9**
- Multi-asset **\$3.7**
- Other alternative **\$1.9**
- Bear **\$0.3**

Money market  
\$457.6 billion

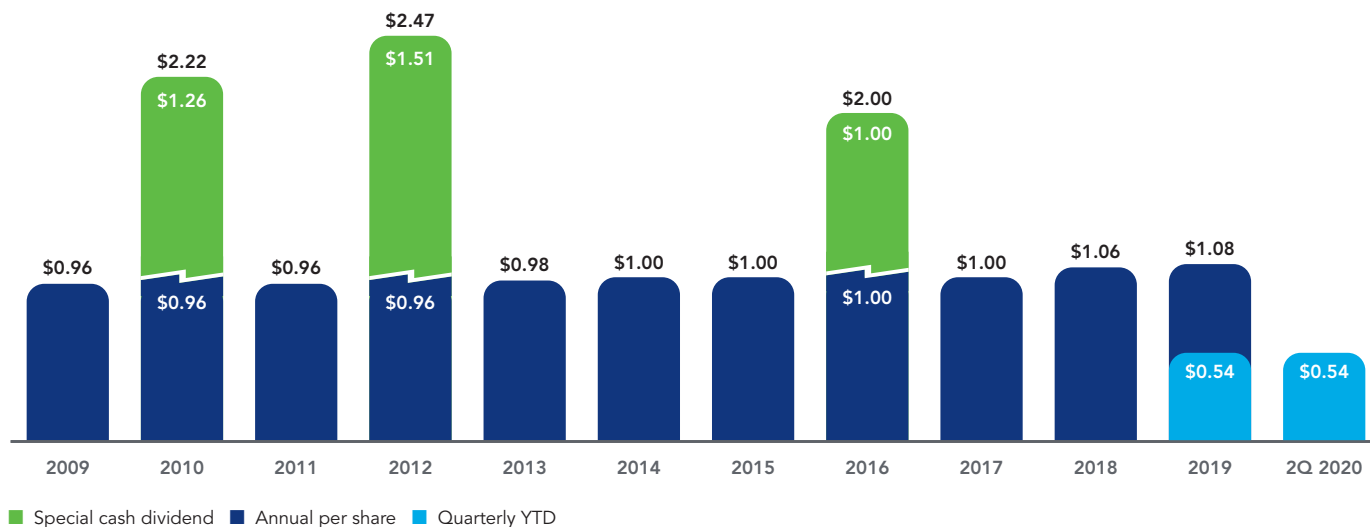


- Government **\$322.2**
- Prime **\$124.0**
- Tax-free **\$11.4**

## About Federated Hermes

Guided by our conviction that responsible investing is the best way to create wealth over the long term, Federated Hermes provides specialized capabilities across a wide range of asset classes to investors around the world. The company offers a broad range of investment strategies, from liquidity solutions to high active share global and regional equities to active credit and private markets. Each investment team works with Responsible Investing Office personnel as they look to incorporate proprietary ESG tools and insights from our in-house engagement and stewardship team, EOS at Federated Hermes.

## FHI dividend history<sup>1</sup>



The above chart reflects all dividends paid from 2009 through June 30, 2020. The 2010 dividend includes a special cash dividend of \$1.26 paid on Feb. 12, 2010. The 2012 dividend includes a special cash dividend of \$1.51 paid on Nov. 15, 2012. The 2016 dividend includes a special cash dividend of \$1.00 paid on Nov. 15, 2016.

## Investor information

NYSE	<b>FHI</b>
Q2 2020 high stock price	<b>\$26.78</b>
Q2 2020 low stock price	<b>\$17.16</b>
Class B Shares outstanding	<b>100 million</b>
Market capitalization	<b>\$2.4 billion</b>
Index listing	<b>S&amp;P MidCap 400</b>

## Company contact

**Investor relations**  
(412) 288-1934  
(800) 245-0242 x 1934  
[investors@federatedinv.com](mailto:investors@federatedinv.com)  
**FederatedHermes.com**



Federated Hermes, Inc.  
1001 Liberty Avenue  
Pittsburgh, PA 15222-3779

Contact us at [FederatedHermes.com](https://www.federatedhermes.com)  
or call 1-800-341-7400.

019557 (8/20)

© 2020 Federated Hermes, Inc.

<sup>1</sup> Formerly Federated Investors, Inc. (FII), prior to its Q1 2020 name and ticker symbol change.

Separately managed accounts are made available through Federated Global Investment Management Corp., Federated Investment Counseling, Federated MDTA LLC, Hermes Fund Managers Ireland Limited, Hermes Investment Management Limited, and Hermes GPE LLP, each a registered investment adviser.

Federated Securities Corp. is distributor of the Federated Funds.

For complete financial results please see Federated Hermes' Second Quarter Earnings Press Release dated July 30, 2020 and SEC Filings on Form 8-K, 10-Q and 10-K for further information. Links to each document are available on the About section of [FederatedInvestors.com](https://www.federatedinvestors.com).

Investments are subject to risks and fluctuate in value.