

**Highlights**

- Reported Q2 2019 earnings per diluted share (EPS) of \$0.62.
- Managed assets reached a record \$502.2 billion.
- Equity assets reached \$82.0 billion, with top sales in small-cap strategies and Hermes strategies.
- Generated 61 percent of Q2 2019 revenue from long-term assets.
- Declared a dividend of \$0.27 per share.

**Revenue by Source**

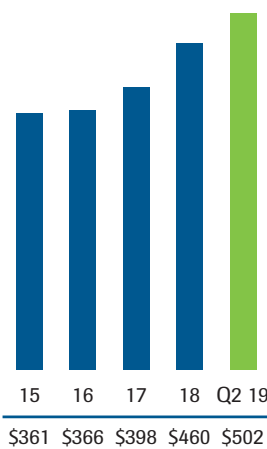
**Q2 2019**  
\$321.5 million



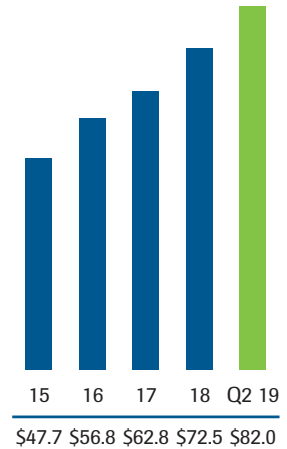
- Long-term assets **61%**
- Equity **42%**
- Fixed income **14%**
- Alternative/private markets and multi-asset **5%**
- Money market **38%**
- Other **1%**

**Assets At-A-Glance**

**Total Under Management**  
in billions



**Equity**  
in billions



**Asset Breakdown by Sector**

**Equity**  
\$82.0 billion



- Value and Income **\$33.8**
- International/Global **\$27.4**
- Growth **\$16.1**
- Blend **\$4.7**

**Fixed Income**  
\$65.0 billion



- Multisector **\$37.6**
- High-Yield **\$11.2**
- Municipal **\$5.1**
- U.S. Corporate **\$5.0**
- U.S. Government **\$3.4**
- International/Global **\$1.9**
- Mortgage-Backed **\$0.8**

**Alternative/  
Private Markets  
and Multi-Asset**  
\$22.1 billion



- Real Estate **\$8.1**
- Private Equity **\$4.3**
- Multi-Asset **\$4.2**
- Infrastructure **\$4.0**
- Other Alternative **\$1.5**

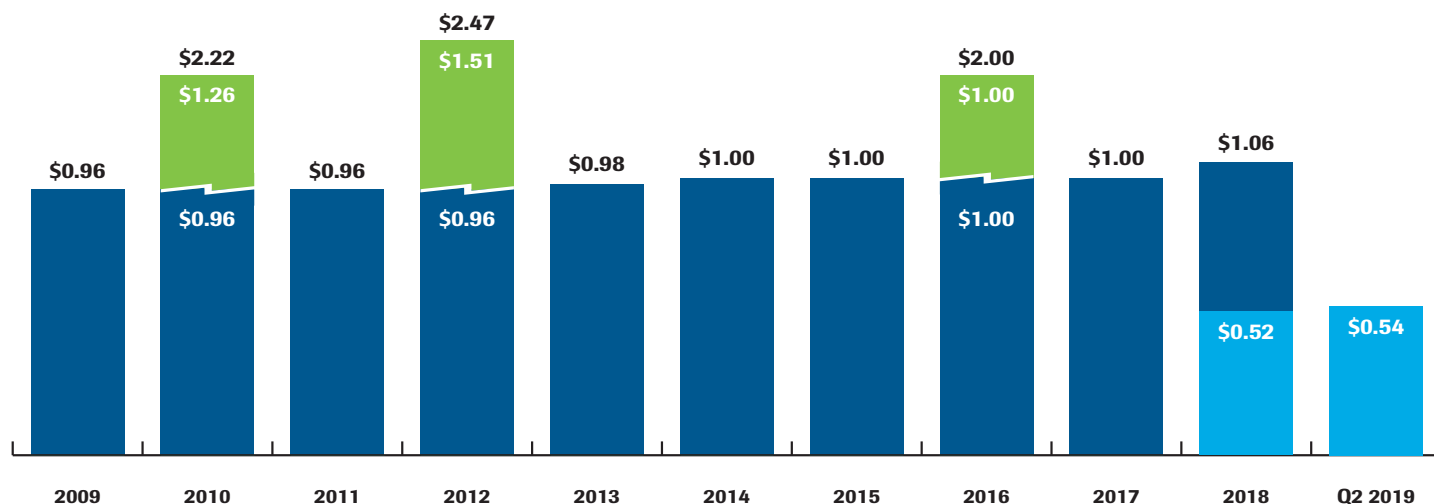
**Money Market**  
\$333.1 billion



- Government **\$211.5**
- Prime **\$111.1**
- Tax-Free **\$10.5**

## FII Dividend History

- Special Cash Dividend
- Annual Per Share
- Quarterly YTD



The above chart reflects all dividends paid from 2009 through June 30, 2019. The 2010 dividend includes a special cash dividend of \$1.26 paid on Feb. 12, 2010. The 2012 dividend includes a special cash dividend of \$1.51 paid on Nov. 15, 2012. The 2016 dividend includes a special cash dividend of \$1.00 paid on Nov. 15, 2016.

## Investor Information

NYSE:	<b>FII</b>
Q2 2019 High Stock Price:	<b>\$33.77</b>
Q2 2019 Low Stock Price:	<b>\$29.40</b>
Class B Shares Outstanding:	<b>101 million</b>
Market Capitalization:	<b>\$3.3 billion</b>
Index Listing:	S&P MidCap 400

## Company Contact

<b>Investor Relations</b>
(412) 288-1934
(800) 245-0242 x 1934
<a href="mailto:investors@federatedinv.com">investors@federatedinv.com</a>
<a href="http://FederatedInvestors.com">FederatedInvestors.com</a>



Federated Investors, Inc.  
Federated Investors Tower  
1001 Liberty Avenue  
Pittsburgh, PA 15222-3779

Contact us at [FederatedInvestors.com](http://FederatedInvestors.com)  
or call 1-800-341-7400.

019557 (7/19)

Federated is a registered trademark of  
Federated Investors, Inc.

2019 ©Federated Investors, Inc.

Separately managed accounts are made available through Federated Global Investment Management Corp., Federated Investment Counseling, Federated MDTA LLC, Hermes Investment Management Limited and Hermes European Equities Limited, each a registered investment advisor.

Federated Securities Corp. is distributor of the Federated Funds.

For complete financial results please see Federated's Second Quarter Earnings Press Release dated July 25, 2019 and SEC Filings on Form 8-K, 10-Q and 10-K for further information. Links to each document are available on the About Federated section of [FederatedInvestors.com](http://FederatedInvestors.com).

Investments are subject to risks and fluctuate in value.